



Centrifugal Pump Solutions
Characteristic Curve Booklet
Series LV



Doc No.: 192-274
Version: 0
Date: 02.05.2024

Table of Contents

n 1450 rpm	2
LV 25/2	2
LV 32/2	3
LV 40/2	4
LV 50/2	5
LV 65/2	6
n 2900 rpm	7
LV 25/2	7
LV 32/2	8
LV 40/2	9
LV 50/2	10
LV 65/2	11

Charact. curves acc. **DIN EN ISO 9906:2013-03 3B**
Minimum capacity **Q_{min} = 0.1 * Q_{opt}**

Power data referred to:

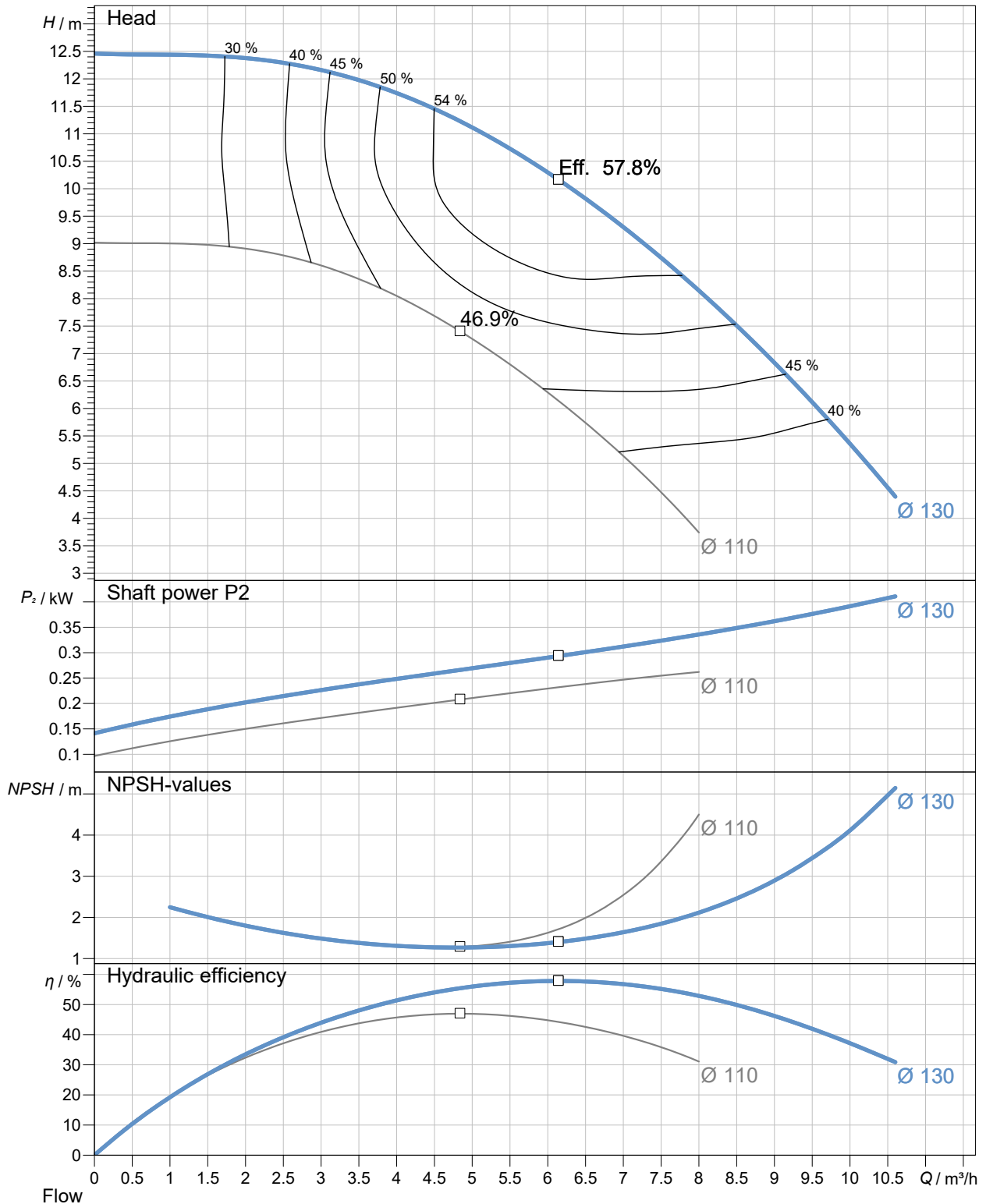
Water

	Q	H	P	rated Torque	Vis 1.00 mm ² /s	Temp 20.0 °C	Density 0.998 kg/dm ³
1)							
2)							

Speed
1450 1/min

Impeller Ø
130 mm

NPSH-value without safety margins



Charact. curves acc. **DIN EN ISO 9906:2013-03 3B**
Minimum capacity **Q_{min} = 0.1 * Q_{opt}**

Power data referred to:

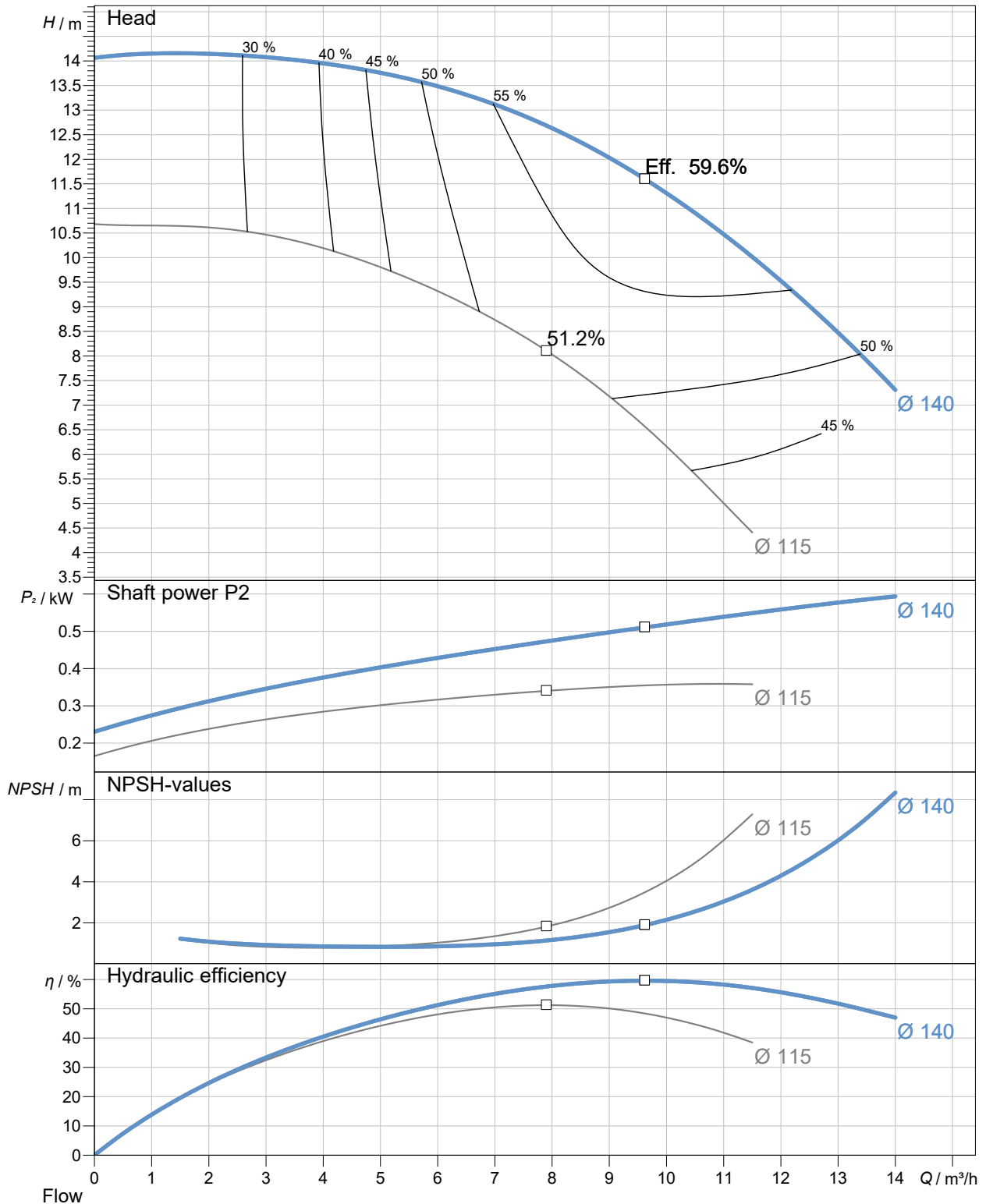
Water

	Q	H	P	rated Torque	Vis 1.00 mm ² /s	Temp 20.0 °C	Density 0.998 kg/dm ³
1)							
2)							

Speed
1450 1/min

Impeller Ø
140 mm

NPSH-value without safety margins



Charact. curves acc. **DIN EN ISO 9906:2013-03 3B**
Minimum capacity **Q_{min} = 0.1 * Q_{opt}**

Power data referred to:

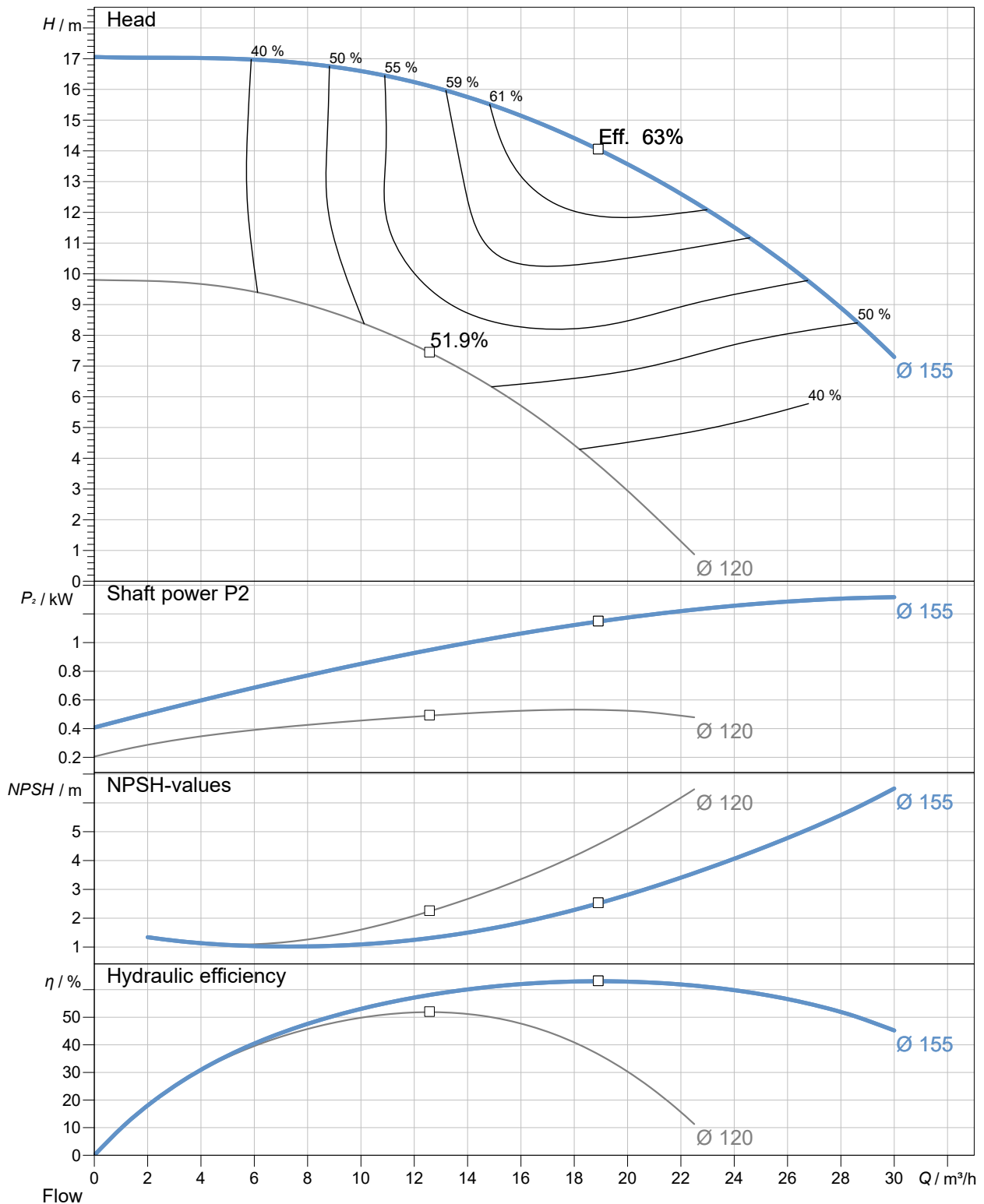
Water

	Q	H	P	rated Torque	Vis 1.00 mm ² /s	Temp 20.0 °C	Density 0.998 kg/dm ³
1)							
2)							

Speed
1450 1/min

Impeller Ø
155 mm

NPSH-value without safety margins



Charact. curves acc. **DIN EN ISO 9906:2013-03 3B**
Minimum capacity **Q_{min} = 0.1 * Q_{opt}**

Power data referred to:

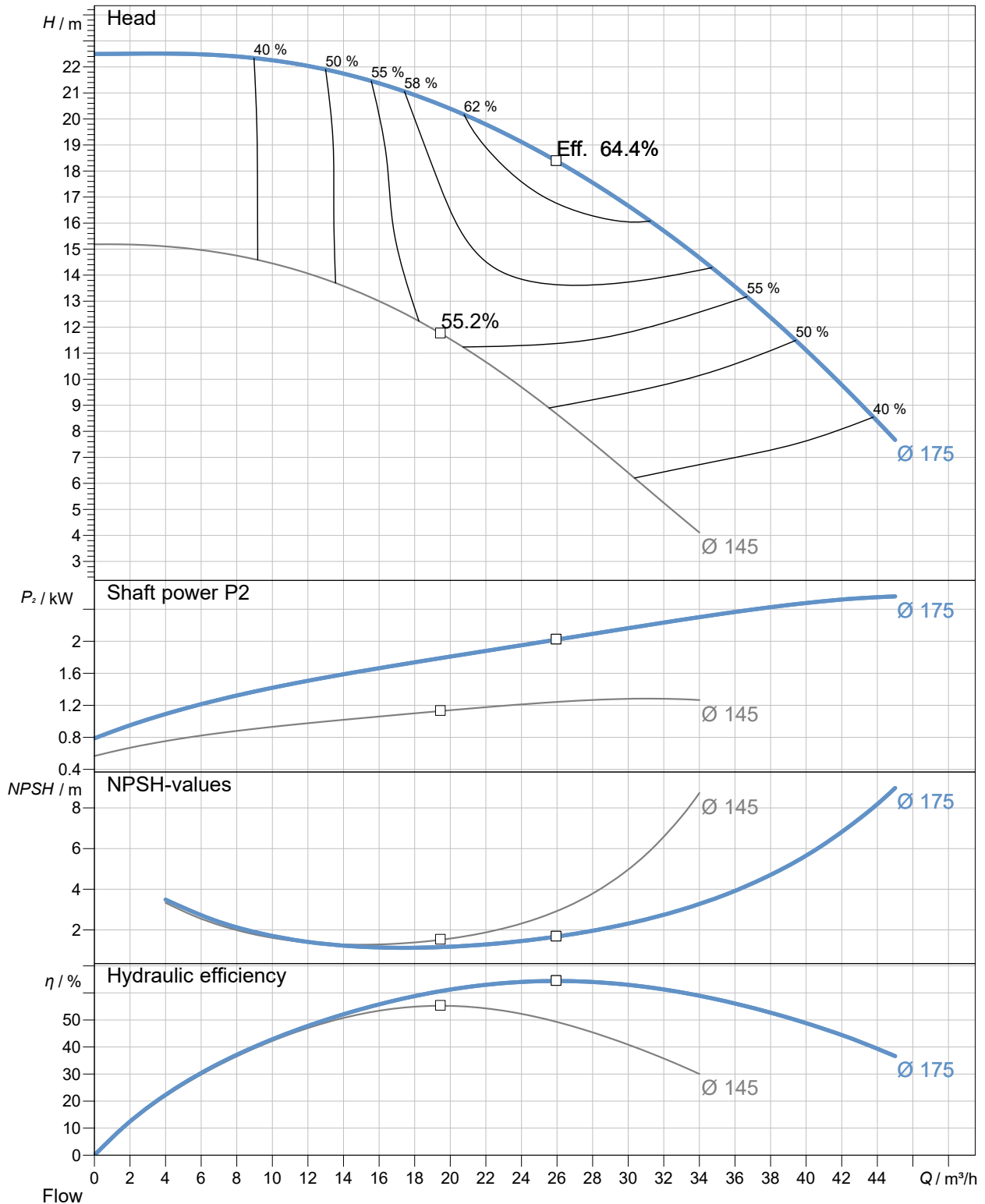
Water

Q	H	P	rated Torque	Vis	Temp	Density
1) 2)				1.00 mm ² /s	20.0 °C	0.998 kg/dm ³

Speed
1450 1/min

Impeller Ø
175 mm

NPSH-value without safety margins



Charact. curves acc. **DIN EN ISO 9906:2013-03 3B**
Minimum capacity **Q_{min} = 0.1 * Q_{opt}**

Power data referred to:

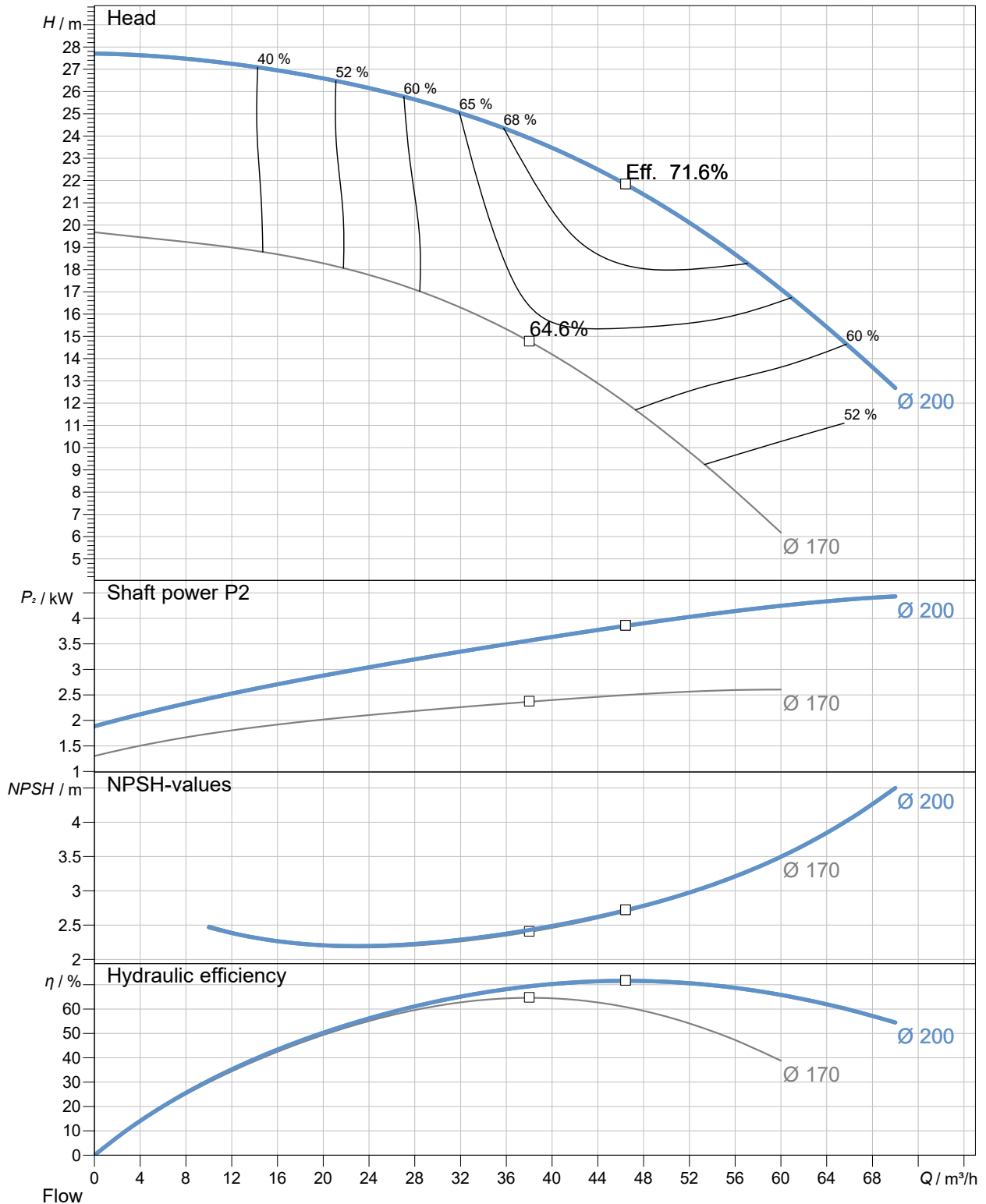
Water

Q	H	P	rated Torque	Vis	Temp	Density
1) 2)				1.00 mm ² /s	20.0 °C	0.998 kg/dm ³

Speed
1450 1/min

Impeller Ø
200 mm

NPSH-value without safety margins



Power data referred to:

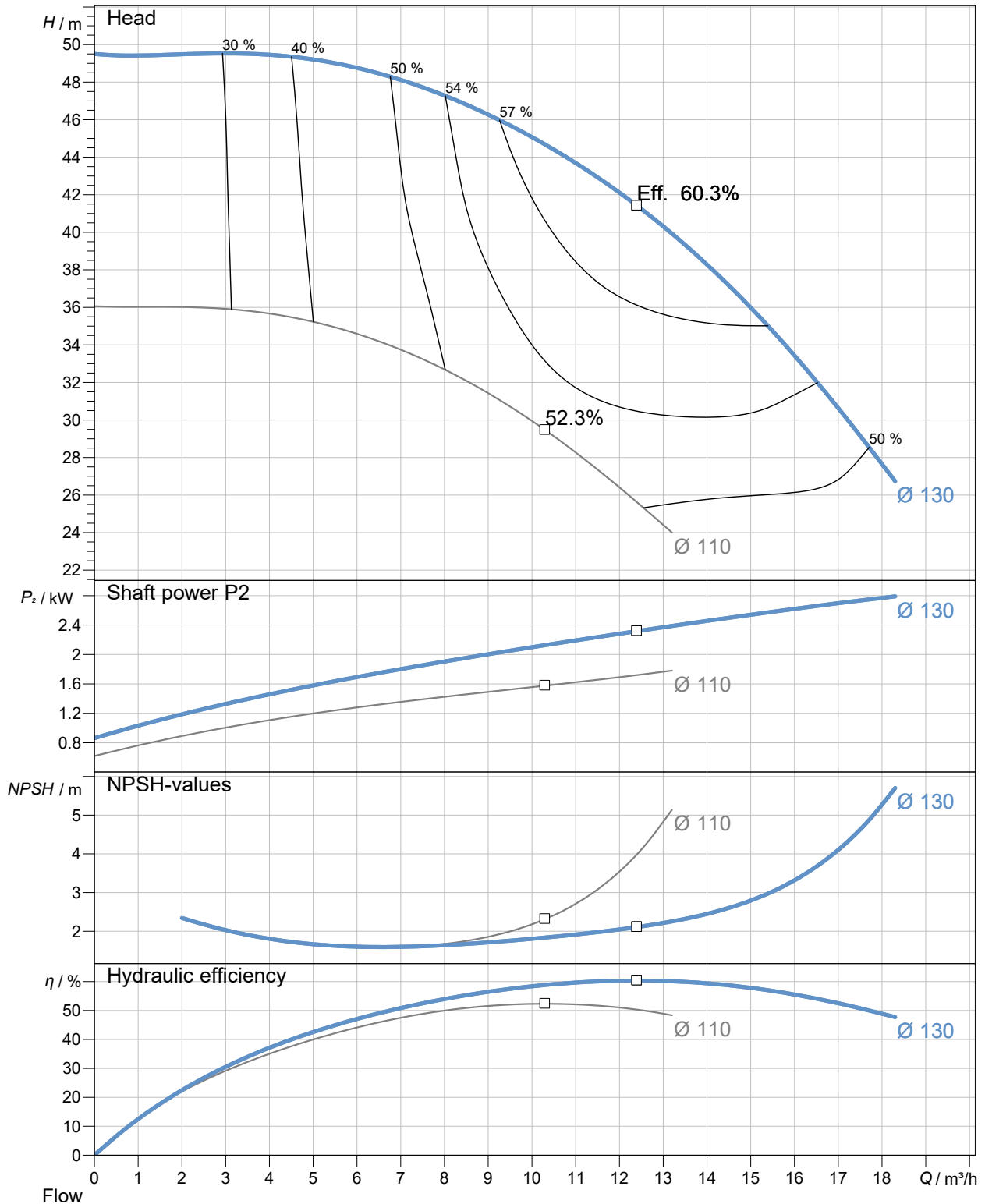
Water

	Q	H	P	rated Torque	Vis 1.00 mm ² /s	Temp 20.0 °C	Density 0.998 kg/dm ³
1)							
2)							

Speed
2900 1/min

Impeller Ø
130 mm

NPSH-value without safety margins



Charact. curves acc. **DIN EN ISO 9906:2013-03 3B**
Minimum capacity **Q_{min} = 0.1 * Q_{opt}**

Power data referred to:

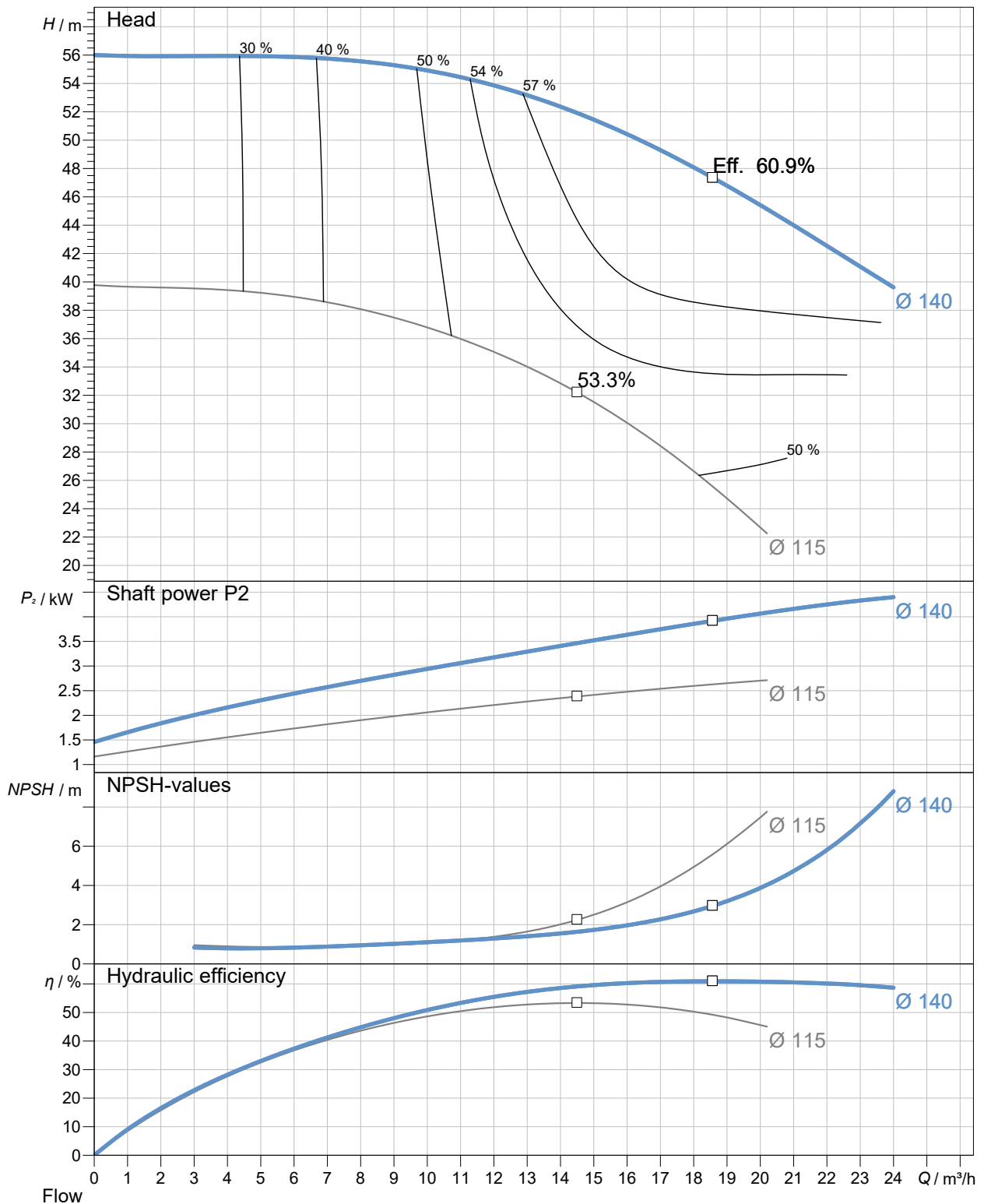
Water

Q	H	P	rated Torque	Vis	Temp	Density
1) 2)				1.00 mm ² /s	20.0 °C	0.998 kg/dm ³

Speed
2900 1/min

Impeller Ø
140 mm

NPSH-value without safety margins



Charact. curves acc. **DIN EN ISO 9906:2013-03 3B**
Minimum capacity **Q_{min} = 0.1 * Q_{opt}**

Item
Pos.no.

Created by

Date

Power data referred to:

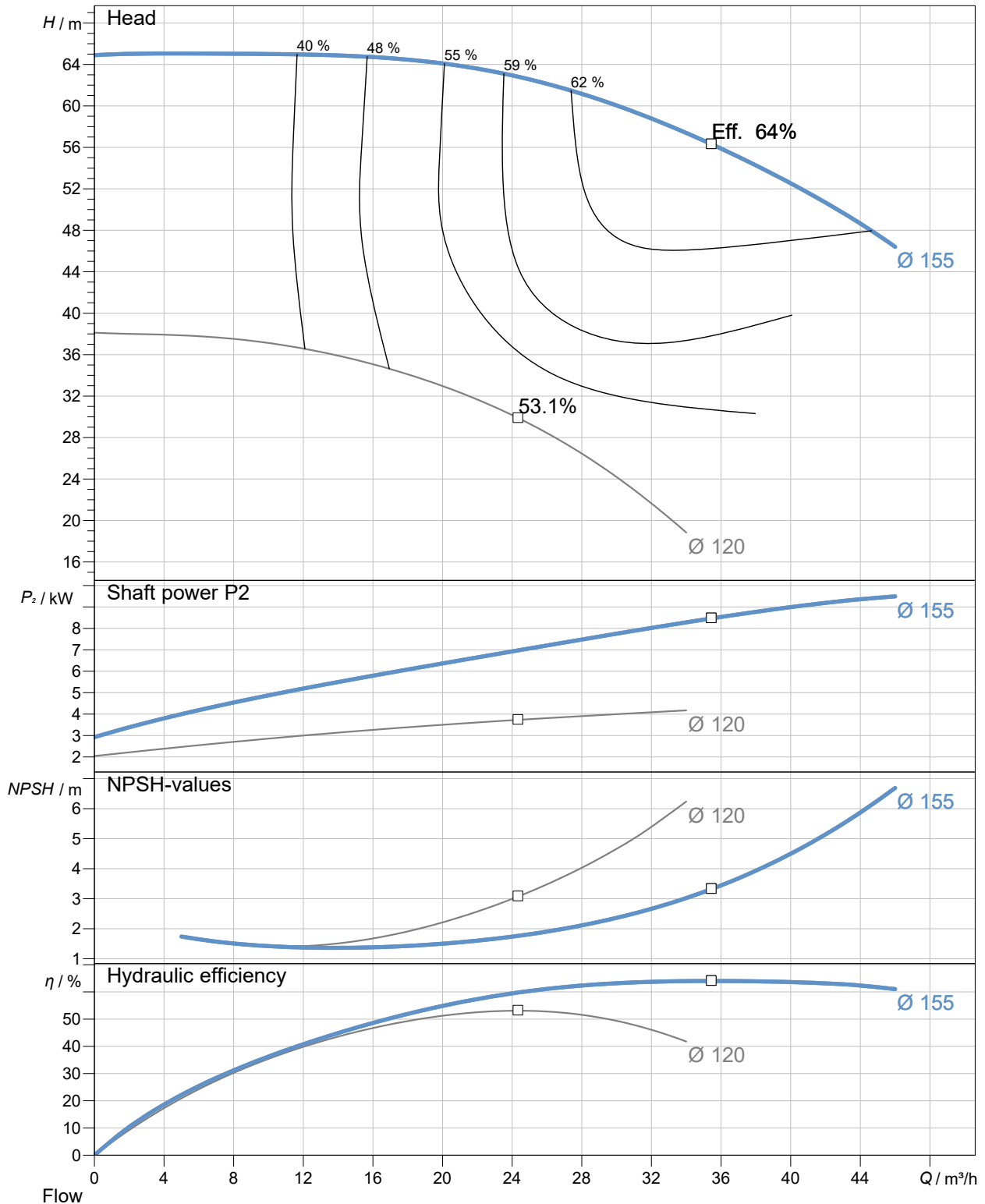
Water

	Q	H	P	rated Torque	Vis 1.00 mm ² /s	Temp 20.0 °C	Density 0.998 kg/dm ³
1)							
2)							

Speed
2900 1/min

Impeller Ø
155 mm

NPSH-value without safety margins



Charact. curves acc. **DIN EN ISO 9906:2013-03 3B**
Minimum capacity **Q_{min} = 0.1 * Q_{opt}**

Power data referred to:

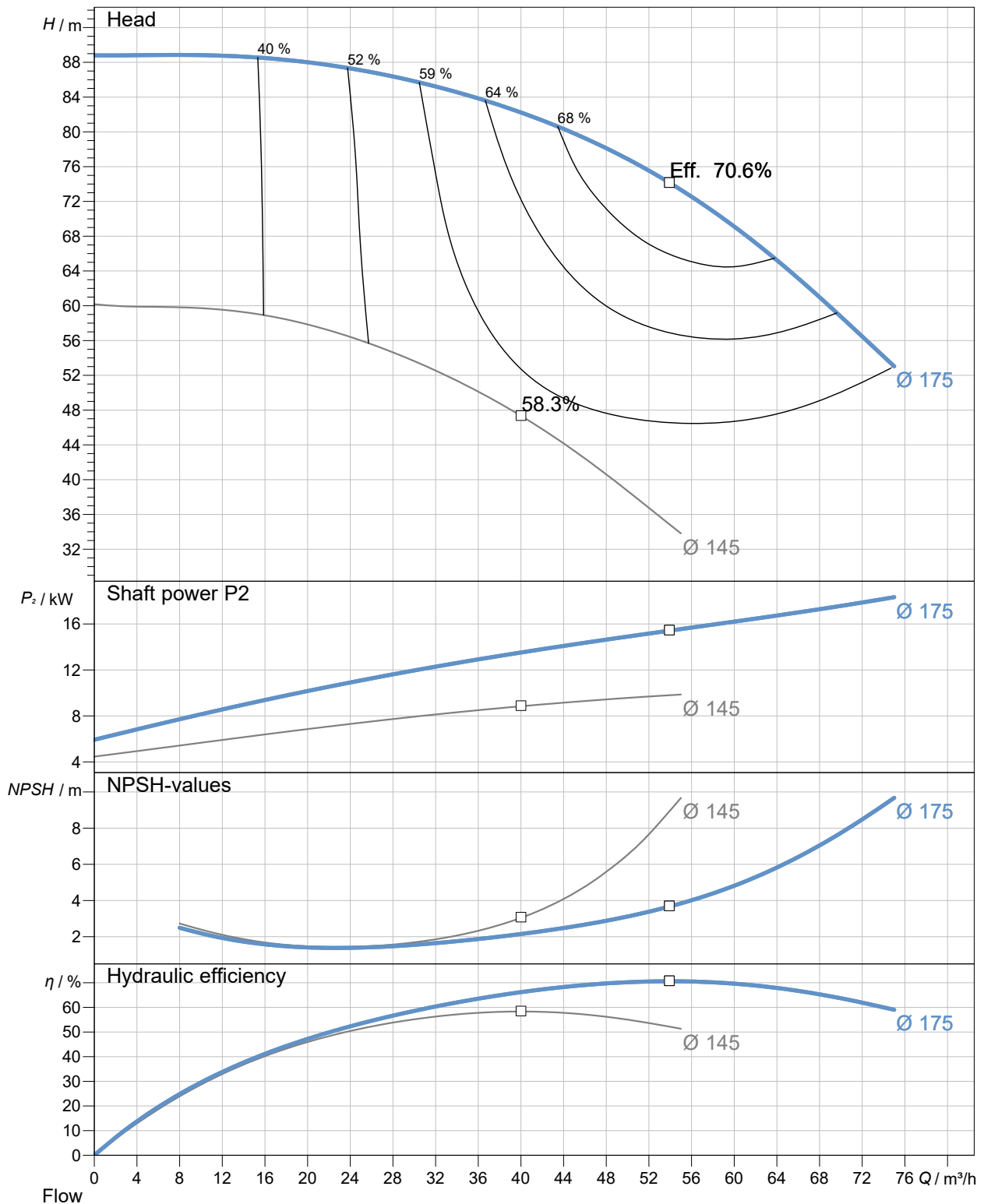
Water

	Q	H	P	rated Torque	Vis	Temp	Density
1)					1.00 mm ² /s	20.0 °C	0.998 kg/dm ³
2)							

Speed
2900 1/min

Impeller Ø
175 mm

NPSH-value without safety margins



Charact. curves acc. **DIN EN ISO 9906:2013-03 3B**
Minimum capacity **Q_{min} = 0.1 * Q_{opt}**

Power data referred to:

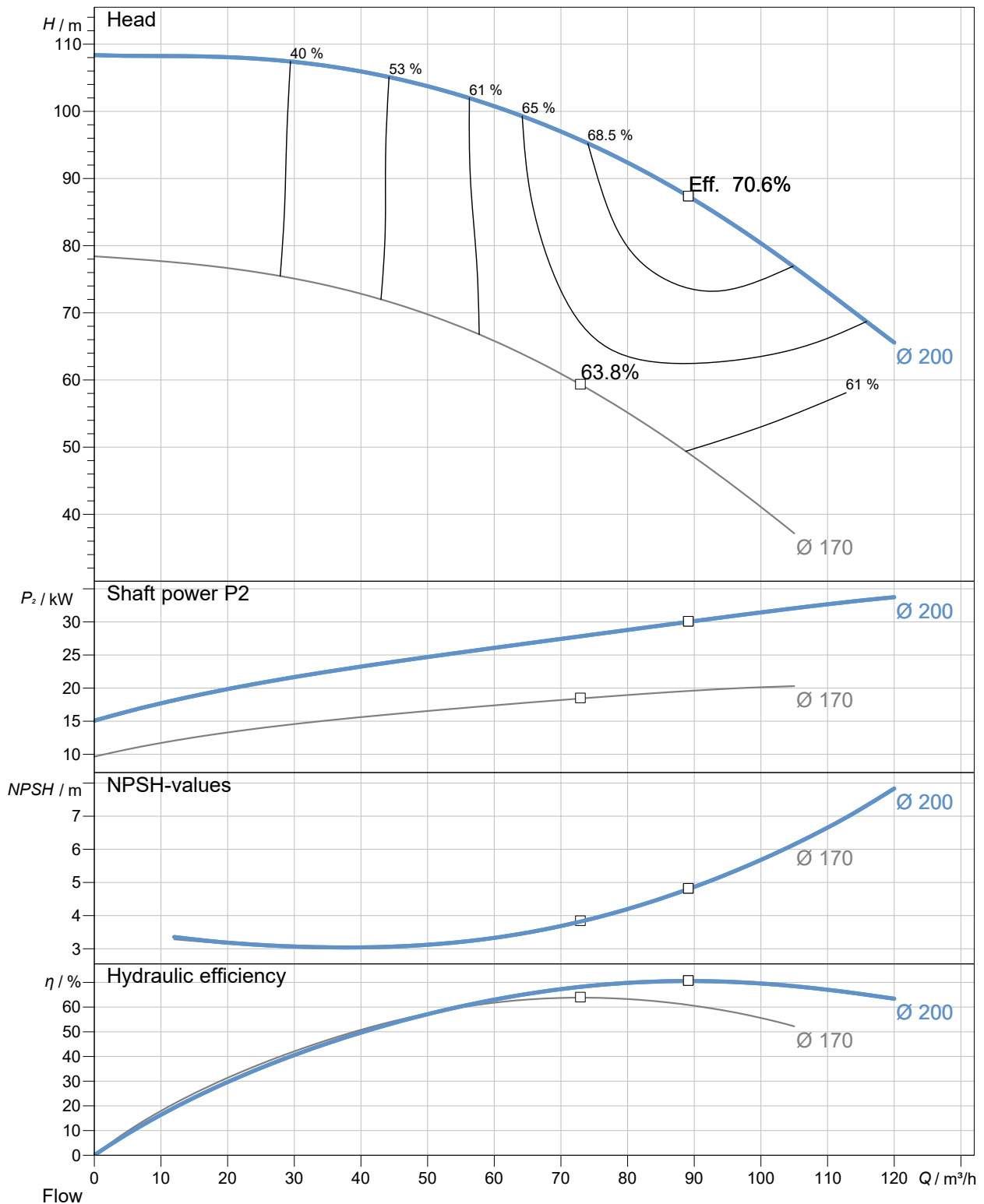
Water

Q	H	P	rated Torque	Vis	Temp	Density
1) 2)				1.00 mm ² /s	20.0 °C	0.998 kg/dm ³

Speed
2900 1/min

Impeller Ø
200 mm

NPSH-value without safety margins



We reserve the right to make technical changes.

ALLWEILER GmbH
Postfach 1140 • 78301 Radolfzell
Allweilerstr. 1 • 78315 Radolfzell
Germany

Tel. +49 (0) 7732 86-0

Fax +49 (0) 7732 86-436

E-mail: service@allweiler.de

www.pumps.circor.com

ALLWEILER is a company of CIRCOR