

EMERGENCY PUMPS

RADOLFZELL

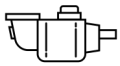
- Centrifugal Pumps -

REDUCE YOUR DOWNTIME. NO COMPROMISES.

Emergency delivery of Allweiler Centrifugal Pumps.

Prepare for faster and more reliable solutions with our new emergency stock of centrifugal pumps. These versatile pumps are suitable for a wide range of industrial applications and can be ready for delivery within 2 business days*. Keep your operations up and running with minimal downtime.

What you can expect:



Wide Range

We will commence with **60 of the most commonly used ALLWEILER centrifugal pump types**, ensuring you have the right pump for every need.



Fast Delivery

We promise to prepare your order for delivery **within 2 business days**, **reducing downtime** and allowing you to resume your operations quickly.



Quality Assurance

Our pumps are made to the **best quality standards**, providing performance in even the most demanding situations.



Individual Solutions

We know your operational needs are unique. Our skilled teams are pleased to **adjust the pump to fit seamlessly into your system**.

**To meet your custom made operational needs and fastest delivery, an expediting fee of 30% will be added.*

Your contact in terms of an emergency:

Tel: +49 173 561 16 56

E-Mail: emergency-pumps-radolfzell@circor.com



Scan for more information.

ALLWEILER EMERGENCY PUMPS

Ensure operational security in emergency situations with our readily available centrifugal pumps. These pumps are in stock and can be shipped within two business days, providing you with a reliable solution when you need it most. Contact our team to be optimally prepared for any emergency.


The centrifugal emergency pumps are available in sizes 20-160 to 80-160.

ALLWEILER NT-Family Centrifugal Pumps

Series	Max. Capacity [m ³ /h]	Max. Delivery Head [m]	Max. Outlet Pressure [bar] (PN10*/PN16**)	Max. Fluid Temperature [°C]
NT	2.300	145	10/16	140
NB	480	145	10/16	140
NI	380	145	10/16	140


*PN10: Single stage pumps

**PN16: Two-stage pumps



ALLWEILER NTT -Family

Series	Max. Capacity [m ³ /h]	Max. Delivery Head [m]	Max. Outlet Pressure [bar]	Max. Fluid Temperature [°C]
NTT	2.300	145	16	350
NBT	270	145	16	350
NIT	220	145	16	350



ALLWEILER ALLHEAT® Series

Series	Max. Capacity [m ³ /h]	Max. Delivery Head [m]	Max. Outlet Pressure [bar]	Max. Fluid Temperature [°C] (Hot Water / Heat Transfer Oils)
NTWH	1.205	100	16	183 / 350



Disclaimer: Product images may differ from the actual product.